


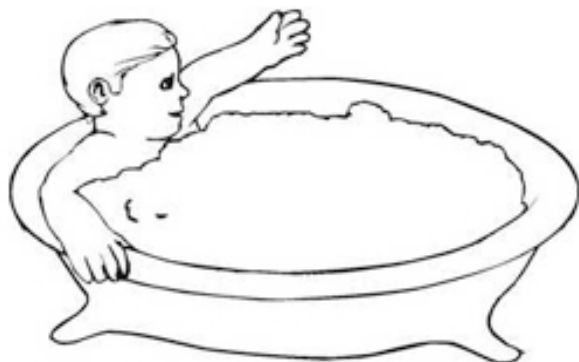
Name: \_\_\_\_\_



|  |  |  |
|--|--|--|
|  |  |  |
|--|--|--|




|  |  |  |
|--|--|--|
|  |  |  |
|--|--|--|




|  |  |  |
|--|--|--|
|  |  |  |
|--|--|--|



|  |  |
|--|--|
|  |  |
|--|--|



|  |  |  |
|--|--|--|
|  |  |  |
|--|--|--|



|  |  |  |
|--|--|--|
|  |  |  |
|--|--|--|

Each pair has one sound in common. Students listen for the common sound. Then mark it on the Elkonin box. As an optional exercise students can stretch out the words and fill in the boxes with the corresponding graphemes for each phoneme.